

## GOMINIGO VOLKSWAGEN TOWHOOK THREAD SIZING TOOL

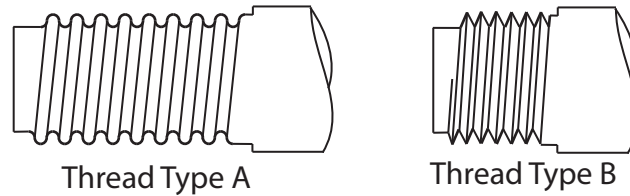


Figure 1

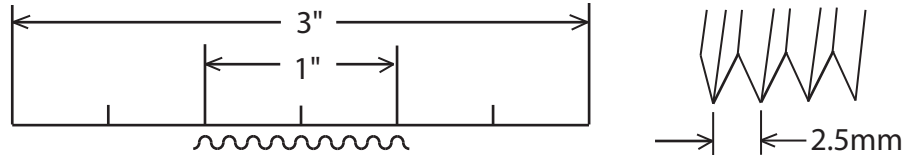
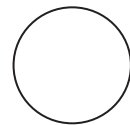
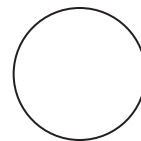


Figure 2

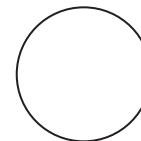
1. Print this page.
2. Ensure that your print is at the correct scale by measuring the 3" dimension (Figure 2) with a ruler.
3. Your towhook threads should look like the representation shown above in Figure 1. As shown above in Figure 2, if your towhook thread match thread type A your towhook should have 8 threads per inch for our products to fit your car. If your towhook threads match thread type B, the distance between thread peaks should be 2.5mm.
4. To determine which 'NO HOLES' kit you will need for your Volkswagen, you will need to determine the diameter of the threads on your towhook. By using the circles below in Figure 3, lay your towhook over each circle to determine which circle is the same size as your towhook threads. Figure 4 below is an example of a towhook matching the VW Beetle size.



VW Beetle  
Thread Type A

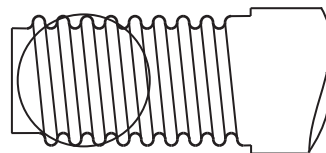


VW 2008+  
Thread Type A



VW Early GTI/R32  
/Toureg  
Thread Type B

Figure 3



VW1

Figure 4